

# WHAT'S SO AMAZING ABOUT SCRIPTURE?



## *SMALL GROUP GUIDE*

### *BASED ON THE PERSONAL VIDEO JOURNEY*

Online source of this PDF: [www.bit.ly/3od7ejR](http://www.bit.ly/3od7ejR)

*Note: This guide is NOT to be confused with the small group guide an entire church may use if it reorganizes the content into Sunday Messages too. That is another resource which church leaders would pay for and send to their small group leaders.*

#### **WHY WORK THROUGH THE VIDEOS WITH OTHERS IN A GROUP?**

Small Groups help us to take the *What's So Amazing About Scripture?* videos to the next level of impact in our lives in two ways; :

#### ***1. Going through the journey with a group will multiply our growth and learning.***

Attempting to verbally share with others what we are discovering, wondering about and trying to implement has a way of deepening our discoveries, curiosity and implementation. Also, hearing what others are learning, asking and doing enriches our own. Or as Scripture puts it: "Two are better than one, because they have a good return for their labour." (Eccl 4:9)

This is especially true when it comes to speaking the truth to each other

in the context of caring relationships: “Then we will no longer be infants, tossed back and forth by the waves, and blown here and there by every wind of teaching and by the cunning and craftiness of people in their deceitful scheming. *Instead, speaking the truth in love, we will grow* to become in every respect the mature body of him who is the head, that is, Christ.” (Eph 4:14-15)

## **2. Going through the journey with a group will Head**

On our own we more easily quit or lose energy in the journey somewhere along the way. Think of how much easier it is to get into an exercise habit, such as running, if you have a running group or partner. “Two are better than one, because ... if either of them falls down, one can help the other up. But pity anyone who falls and has no one to help them up.” (Eccl 4:10-11)

### **WHAT IS REQUIRED OF EVERYONE?**

- Everyone in the group must be able to watch their videos using their own account on their own devices (or listen to the audio, when available). Also, everyone will need to download some or all of the 30 *Docs* of the Video Devo Studies. The videos and *Docs* are found on the *What’s So Amazing About Scripture? Video Journey* on [www.terranwilliams.com](http://www.terranwilliams.com) once purchased, and once the user is logged in.
- In preparation of the weekly gatherings, everyone will need to make time to, after watching each video, also process the questions in each one—under the heading, Remember-Reflect-Redirect. There are two options for writing down the answers to these questions: 1. Type into the blocks of the fillable document. 2. Write down the answers in a journal. Either way, each person will need to bring their answers to the weekly gatherings, ready to share all or only their highlight reel of answers.

#### *Related FAQs:*

- *Is there a more cost-effective way than everyone in a small group purchasing the video journey at its normal price? As of 10*

January 2021 there will be a radically discounted bulk option that purchases a specific code generated for you and limited to a certain number of people. Depending on the size, the discount varies from 50-80% off of the price—with an especially cheap price for an entire church or small groups, perhaps you can speak to your church leader(s) about the possibility of all small groups working through this content simultaneously. If they opt for this, they will then receive from [www.terranwilliams.com](http://www.terranwilliams.com) and send out to each person that limited number code. If a church cannot afford this, they can apply for a free version—there is a fund that will hopefully make this possible.

- *Can I read the book rather than watch the videos?* For the sake of the Group experience it is better that everyone sings from the same song-sheet. The book has far more detail in it than the videos, and much of the content is arranged in a different order than in the videos.

### WHAT ARE THE FORMAT POSSIBILITIES?

There are many ways to go through the videos together as a group, involving varying lengths, and whether and how many videos people will watch and process on their own and together:

Length of journey	Videos watched together	Videos watched on your own
5 weeks	2 per week	4 per week
6 weeks	2 per week	3 per week
6 weeks	1 per week	4 per week
8 weeks	1 per week	3 per week
8 weeks	2 per week	2 per week
10 weeks	2 per week	1 per week
8 weeks	None	4 per week
10 weeks	None	3 per week

15 weeks	1 per week	1 per week
15 weeks	2 per week	None
30 weeks	1 per week	None

**Three questions to help you decide on a format**

1. *How many weeks does your group have available?* This is most likely the most important factor in which format you will choose.

2. *How many, if any, videos will all the people in your group be willing and able to watch and process on their own every week?* Depending on how busy people are, it is unlikely that everyone in your group will be able to watch and process more than four videos. Or perhaps, for lack of Internet access, they cannot watch any videos at all.

3. *How many, if any, videos will your group be able to watch together each time?* If your group has a lot of time and fresh minds, then they could watch two videos. But the average evening small group with busy people and tired minds will not be able to watch and process two videos. If your group has a very large capacity for intense discussion, perhaps it is better to watch the videos on your own, and use all the time on that.

**THE CLASSICAL FORMAT**

For the average small group of semi-busy people who meet on an evening, I suggest the fourth format on the table above:

8 weeks	1 video watched together per week	3 videos watched on your own per week
---------	-----------------------------------	---------------------------------------

If you choose another format, you will be able to figure out for yourself how to arrange the journey. To help you, here is a sample of how to arrange the Classical Format journey:


- *1<sup>st</sup> Weekly gathering.* Watch the short intro video, then watch and discuss Video 1 together, then agree on the path ahead.

- *Personal prep for next gathering.* On your own, watch Videos 2–4 and write answers to the Devo Study questions.
- *2<sup>nd</sup> Weekly gathering.* Share answers from the Devo Study, then watch and discuss Video 5
- *Personal prep for next gathering.* On your own, watch Videos 6–8 and write answers to the Devo Study questions.
- *3<sup>rd</sup> Weekly gathering.* Share answers from the Devo Study, and watch and discuss Video 9
- *Personal prep for next gathering.* On your own, watch Videos 10–12 and write answers to the Devo Study questions.
- *4<sup>th</sup> Weekly gathering.* Share answers from the Devo Study, and watch and discuss Video 13
- *Personal prep for next gathering.* On your own, watch Videos 14–16 and write answers to the Devo Study questions.
- *5<sup>th</sup> Weekly gathering.* Share answers from the Devo Study, and watch and discuss Video 17
- *Personal prep for next gathering.* On your own, watch Videos 18–20 and write answers to the Devo Study questions.
- *6<sup>th</sup> Weekly gathering.* Share answers from the Devo Study, and watch and discuss Video 21
- *Personal prep for next gathering.* On your own, watch Videos 22–24 and write answers to the Devo Study questions.
- *7<sup>th</sup> Weekly gathering.* Share answers from the Devo Study, and watch and discuss Video 25
- *Personal prep for next gathering.* On your own, watch Videos 26–28 and write answers to the Devo Study questions.
- *8<sup>th</sup> Weekly gathering.* Share answers from the Devo Study, and watch and discuss the two final Videos: 29–30 and the short Epilogue video.

## A SAMPLE OF THE VIDEO JOURNEY

Each code-user will have access to their own video journey page, with 30 sequential videos and other resources. Here is a screenshot of part of the journey:

### 03: The Divine Book




Patrons Peter and David broadened out the arc of Scripture and how this explains its power and authority.

Devo Study

*The Bible is a symphony*  
In which each human author is in different increments in the divine orchestra. One is a truly masterful brass, another a string quartet. Yet paradoxically, one by one, conductor guides each of them in harmonious unity and multiple voices and multiple centers.

### 04: The Human Book




Don't make the mistake to study rather than listening out the human elements in your understanding of Scripture.

Devo Study

*"It is from a collection of unorganized stories, the Bible shows us how there will be... how the world should be... It tells and shows us how twisted and broken the world really is... and in so doing... reveals why we need the very redemption it also speaks of."*

### 05: God's Self-revelation Part 1




There is no way that God has not only revealed himself to all people, but also that God has objective criteria which allow us to know.

Devo Study

*What is a miracle and a sign?*  
The God brought his love into the world through an ordinary, imperfect young girl in one of the two great miracles in which divine life merges with humanity...  
*the miracle of incarnation*  
The other is that he brought his love into the world through ordinary, imperfect adults...  
*the miracle of regeneration*

### 06: God's Self-revelation Part 2




Recognize that Scripture is not the result of humanity reaching up to God in curiosity, but God reaching down to us in grace.

Devo Study

*The authors of Scripture were not intellectual giants, erudite philosophers or spiritual elites operating on a higher wavelength, who then discovered God as a reward for their diligent search... In fact, God remained hidden, to silently awaiting, always undervaluing people.*

### 07: The Bible Jesus Read Part 1



Completed the first two stages in the remarkable, winding journey (1999-2019) (1999-2019)

The Bible is not just a book, it is a book filled with books.

## SUGGESTED WEEKLY GATHERING OUTLINE

- 1) Arrive and catch up.
- 2) Share Devo Study answers from videos watched during the week.
- 3) Watch the next video together.
- 4) Use the video's Devo Study to guide discussion.
- 5) Close in prayer.

## HOW TO SELECTIVELY SHARE IN THE GROUP

If in a weekly gathering three or four videos are being discussed, there is a risk of too much talking in too little time. Some solutions include:

- Subgroup. If you have a large group, one solution is to form subgroups of two to four people, who share with each other.
- Share only your highlight reel of answers.
- If you provide duplicate answers to two questions, only share one of them.
- Keep your answers crisp—no need for too much explanation.
- If you're naturally talkative and confident in conversation, remember to hang back if your contribution starts to crowd out that of others.
- As interesting as other questions and subject matter may be, keep the conversation on the subject of the questions.

### **Some additional tips for sharing in the gathering time:**

- 1) Appoint someone skilled to do so, to facilitate the conversation.
- 2) See what works better for your group: either asking and discussing one question at a time, then everyone shares; or allowing people to share their answers to all questions in a video all at once. (Keep in mind that you only need to share your highlight reel of answers.)
- 3) Affirm people when they do say something, even if it is small.
- 4) Put no pressure on anyone to share.
- 5) When a normally quiet person does share, everyone listen extra

carefully.

- 6) Be real. Putting on spiritual graces and airs will not help anyone.
- 7) Be prepared. The more preparation each person does before the gathering will enrich the time for all.
- 8) If you do not have time to watch the video, at least read the Devo Study summary.